

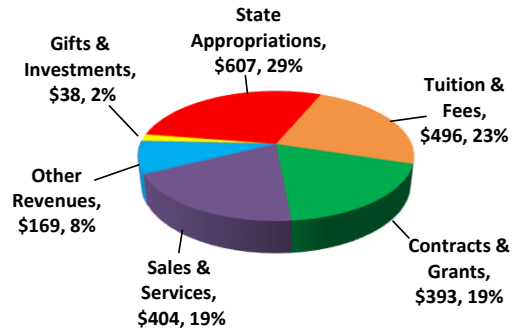
**Extramural Contracts and Grants Expenditures  
By Sponsor  
(in \$millions)**

<u>SPONSORS</u>	<u>2020-21</u>	<u>2021-22</u>	<u>2022-23</u>
<b>FEDERAL:</b>			
National Science Foundation	\$51	\$51	\$58
Agriculture	32	41	50
Public Health Service	35	41	40
Defense	22	20	23
Energy	26	17	17
Commerce	6	6	9
Education	12	12	7
Interior	4	4	4
Nat'l Aeronaut. & Space Admin.	2	2	2
Other Federal	9	10	10
<b>TOTAL FEDERAL</b>	<b>\$199</b>	<b>\$204</b>	<b>\$220</b>
<b>STATE</b>	<b>45</b>	<b>50</b>	<b>50</b>
<b>PRIVATE / INDUSTRY</b>	<b>117</b>	<b>113</b>	<b>122</b>
<b>TOTAL EXPENDED</b>	<b>\$361</b>	<b>\$367</b>	<b>\$392</b>
<i>Facil. &amp; Admin. included in above</i>	<b>\$60</b>	<b>\$65</b>	<b>\$71</b>

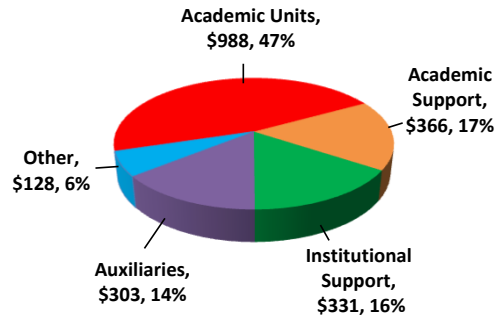
**Extramural Contracts and Grants Expenditures  
By Colleges and Units  
(in \$millions)**

<u>COLLEGES/UNITS</u>	<u>2020-21</u>	<u>2021-22</u>	<u>2022-23</u>
Agriculture & Life Sciences (11)	\$90	\$86	\$94
Design (12)	2	2	2
Education (13)	18	16	17
Engineering (14)	95	102	117
Natural Resources (15)	10	12	13
Humanities & Social Sciences (16)	6	6	5
Sciences (17)	38	41	44
Wilson College of Textiles (18)	4	5	6
Veterinary Medicine (19)	17	29	22
Pooler College of Management (20)	2	2	1
<b>TOTAL COLLEGES</b>	<b>\$282</b>	<b>\$301</b>	<b>\$321</b>
<b>OTHER UNITS</b>	<b>79</b>	<b>66</b>	<b>71</b>
<b>TOTAL COLLEGES/UNITS</b>	<b>\$361</b>	<b>\$367</b>	<b>\$392</b>

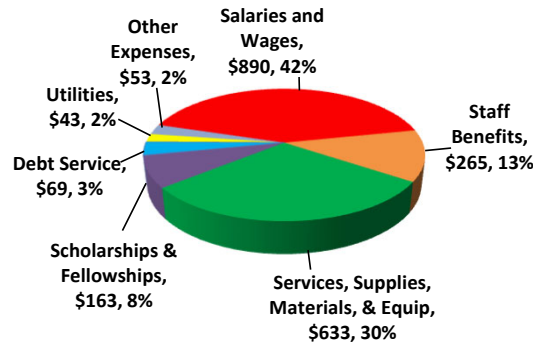
**2023-24 NC State University Budget  
Budgeted Revenues by Source (in \$millions)  
\$2,107 Million\***



**Budgeted Expenses by Unit (in \$millions)  
\$2,116 Million**



**Budgeted Expenses by Account (in \$millions)  
\$2,116 Million**



\*Note: The FY24 All-Funds Budget includes \$9M of expenditures in excess of revenue which represents planned spending of trust fund cash balances. No structural deficits are authorized by this budget and it does not create a negative cash balance for the university or college or unit.

**NC STATE UNIVERSITY**

**Fiscal Year 2023-24 Budget**

**Fiscal Years 2020-21 through 2022-23  
Actual Expenditures**

**Office of Finance & Administration**

<https://ofa.ncsu.edu/>



Additional budget and financial information may be found on the following websites:

Division of Budget & Resource Management

<https://brm.ofa.ncsu.edu/>

Budget Central

<https://budget.ncsu.edu/budgetcentral/>

**Revenue & Expenditure History**  
(in \$millions)

**NC State University**  
**Actual Operating Expenditures (in \$millions)**  
**All Funding Sources (excluding transfers)**

**Tuition, Fees, & Other Education Costs**  
(Per Academic Year)

	<u>2020-21</u>	<u>2021-22</u>	<u>2022-23</u>
<b>Revenue Sources</b>			
State Appropriations	\$521	\$578	\$616
Tuition & Fees	329	352	366
Federal Appropriations	23	24	25
Contracts & Grants	380	391	430
Coronavirus Aid Funds	34	56	24
Sales & Services	179	278	317
Noncapital Gifts	100	96	105
<u>Other Sources</u>	<u>180</u>	<u>34</u>	<u>44</u>
<b>Total Revenue</b>	<b><u>\$1,746</u></b>	<b><u>\$1,809</u></b>	<b><u>\$1,927</u></b>

**Operating Expenditures by Program**

Instruction	\$476	\$453	\$487
Organized Research	294	296	326
Public Service	123	128	130
Academic/Student Support	121	136	146
Institutional/Facilities Support	196	201	213
Auxiliary Enterprises	139	181	205
Student Financial Aid	73	84	61
<u>Depreciation</u>	<u>115</u>	<u>133</u>	<u>141</u>

<b>Total Operating Expenditures by Program</b>	<b><u>\$1,537</u></b>	<b><u>\$1,612</u></b>	<b><u>\$1,709</u></b>
--	-----------------------	-----------------------	-----------------------

**Operating Expenditures by Account**

Salaries & Benefits	\$953	\$948	\$985
Supplies & Materials	122	138	145
Services	248	278	345
Scholarships & Fellowships	70	79	57
Utilities	29	36	36
<u>Depreciation</u>	<u>115</u>	<u>133</u>	<u>141</u>

<b>Total Operating Expenditures by Account</b>	<b><u>\$1,537</u></b>	<b><u>\$1,612</u></b>	<b><u>\$1,709</u></b>
--	-----------------------	-----------------------	-----------------------

<b>Endowment Assets</b>	<b><u>\$1,946</u></b>	<b><u>\$2,018</u></b>	<b><u>\$2,028</u></b>
-------------------------	-----------------------	-----------------------	-----------------------

<b>Summary by College/Division</b>	<b>2020-21</b>	<b>2021-22</b>	<b>2022-23</b>
Agriculture & Life Sciences	\$306	\$313	\$337
Design	15	17	19
Education	47	45	50
Engineering	241	258	302
Natural Resources	44	46	51
Humanities & Social Sciences	65	66	67
Sciences	117	125	135
Wilson College of Textiles	25	28	30
Veterinary Medicine	107	122	127
<u>Poole College of Management</u>	<u>40</u>	<u>42</u>	<u>46</u>
<b>Total Colleges</b>	<b>\$1,007</b>	<b>\$1,062</b>	<b>\$1,164</b>
Provost's Office	\$12	\$13	\$24
Div. of Acad. & Student Affairs-DASA	91	133	141
Libraries	41	45	51
Student Financial Aid	248	274	251
<u>Other Provost's Units</u>	<u>90</u>	<u>99</u>	<u>120</u>
<b>Total Provost's Units</b>	<b>\$482</b>	<b>\$564</b>	<b>\$587</b>
<b>Total Colleges &amp; Provost's Units</b>	<b>\$1,489</b>	<b>\$1,626</b>	<b>\$1,751</b>
Chancellor / General Counsel / Ext. Aff.	\$21	\$22	\$25
Ofc. Research Innov. / Core Research	78	71	80
University Advancement	29	37	40
Athletics	73	100	126
Finance & Administration	194	231	263
University Utilities	25	31	34
Office of Info. Technology - OIT	63	69	75
<u>University Payments</u>	<u>127</u>	<u>65</u>	<u>34</u>
<b>Total University Services</b>	<b>\$610</b>	<b>\$626</b>	<b>\$677</b>
<b>Total Operating Expenditures</b>	<b>\$2,099</b>	<b>\$2,252</b>	<b>\$2,428</b>
Financial Statement Adjustments	(562)	(640)	(719)
<b>Year-End Financial Report Totals</b>	<b>\$1,537</b>	<b>\$1,612</b>	<b>\$1,709</b>

**STUDENT ENROLLMENT**

<b>Student Credit Hours (RT &amp; DE)</b>	<b>Actual</b>	<b>Actual</b>	<b>Actual</b>
<u>State Fundable*</u>	<u>2020-21</u>	<u>2021-22</u>	<u>2022-23</u>
Undergraduate	710,384	712,221	712,362
Graduate	142,909	149,402	163,965
<b>Total</b>	<b>853,293</b>	<b>861,623</b>	<b>876,327</b>

\*State enrollment funding is now based on prior Calendar Year (CY) End of Term (EOT) actuals. For consistency with other brochure data, this information reflects Fiscal Year (FY) enrollment actuals at EOT.

<b>Unduplicated Headcount</b>	<b>Fall 2020</b>	<b>Fall 2021</b>	<b>Fall 2022</b>
Undergraduate	26,150	26,505	26,254
Graduate (incl. DVM)	9,892	10,326	10,446
<b>Total</b>	<b>36,042</b>	<b>36,831</b>	<b>36,700</b>

<b>Undergraduate</b>		<b>2022-23</b>	<b>2023-24</b>
NC Resident:	Tuition	\$6,535	\$6,535
	Fees	2,593	2,570
Non-Resident:	Tuition	\$28,276	\$29,407
	Fees	2,593	2,570
<b>Other Estimated Costs</b>			
Housing		7,432	7,996
Meals		5,316	5,723
Books & Supplies		854	869
Personal Expenses		1,795	1,855
Transportation (Resident)		1,186	1,224

<b>Graduate</b>		<b>2022-23</b>	<b>2023-24</b>
NC Resident:	Tuition	\$9,095	\$9,459
	Fees	2,605	2,582
Non-Resident:	Tuition	\$28,301	\$29,433
	Fees	2,605	2,582

<b>Other Estimated Costs</b>			
Housing		8,916	9,540
Meals		5,316	5,723
Books & Supplies		854	869
Personal / Travel Expenses (Resident)		3,237	3,344

<b>Doctor of Veterinary Medicine (DVM)</b>		<b>2022-23</b>	<b>2023-24</b>
NC Resident:	Tuition	\$17,039	\$22,403
	Fees	2,605	2,582
Non-Resident:	Tuition	\$46,960	\$53,092
	Fees	2,605	2,582

<b>Other Estimated Costs</b>			
Living Allowance		14,232	15,263
Books & Supplies		1,421	1,445
Personal / Travel Expenses		4,518	4,666

Effective with the Fall 2016 semester, the State of NC and NC State University implemented the Fixed Tuition Program in which tuition for all resident bachelor's degree-seeking freshmen will be fixed for eight consecutive semesters (N.C.G.S. § 116-143.9).

Some professional, graduate, and certificate programs have an additional "premium tuition" charge.

More information on Tuition & Fees may be found on:  
<https://studentservices.ncsu.edu/your-money/tuition-and-fees/>